



TISCH ENVIRONMENTAL, INC.  
 145 SOUTH MIAMI AVE  
 VILLAGE OF CLEVELAND, OH  
 45002  
 513.467.9000  
 877.263.7610 TOLL FREE  
 513.467.9009 FAX

ORIFICE TRANSFER STANDARD CERTIFICATION WORKSHEET TE-5025A

Date - Jul 14, 2014 Rootsmeter S/N 0438320 Ta (K) - 298  
 Operator Tisch Orifice I.D. - 0005 Pa (mm) - 749.3

PLATE OR Run #	VOLUME START (m3)	VOLUME STOP (m3)	DIFF VOLUME (m3)	DIFF TIME (min)	METER DIFF Hg (mm)	ORFICE DIFF H2O (in.)
1	NA	NA	1.00	1.3870	3.2	2.00
2	NA	NA	1.00	0.9830	6.4	4.00
3	NA	NA	1.00	0.8760	7.9	5.00
4	NA	NA	1.00	0.8340	8.8	5.50
5	NA	NA	1.00	0.6860	12.7	8.00

DATA TABULATION

Vstd	(x axis) Qstd	(y axis)	Va	(x axis) Qa	(y axis)
0.9817	0.7078	1.4042	0.9957	0.7179	0.8919
0.9775	0.9944	1.9859	0.9915	1.0086	1.2613
0.9754	1.1135	2.2203	0.9894	1.1294	1.4101
0.9743	1.1683	2.3286	0.9882	1.1849	1.4790
0.9692	1.4128	2.8084	0.9830	1.4330	1.7837
Qstd slope (m) = 1.99175			Qa slope (m) = 1.24720		
intercept (b) = -0.00041			intercept (b) = -0.00026		
coefficient (r) = 0.99991			coefficient (r) = 0.99991		
y axis = SQRT[H2O(Pa/760) (298/Ta)]			y axis = SQRT[H2O(Ta/Pa)]		

CALCULATIONS

Vstd = Diff. Vol [(Pa-Diff. Hg)/760] (298/Ta)  
 Qstd = Vstd/Time

Va = Diff Vol [(Pa-Diff Hg)/Pa]  
 Qa = Va/Time

For subsequent flow rate calculations:

Qstd = 1/m{ [SQRT(H2O(Pa/760) (298/Ta))] - b}  
 Qa = 1/m{ [SQRT H2O(Ta/Pa)] - b}



Lam Geotechnics Limited

### Calibration Data for High Volume Sampler (TSP Sampler)

Location : ACL1 Calibration Date : 21-Oct-14  
 Equipment no. : EL222 Calibration Due Date : 21-Dec-14

**CALIBRATION OF CONTINUOUS FLOW RECORDER**

Ambient Condition			
Temperature, T <sub>a</sub>	303	Kelvin	Pressure, P <sub>a</sub>
			1015 mmHg

Orifice Transfer Standard Information					
Equipment No.	EL086	Slope, m <sub>c</sub>	1.99175	Intercept, b <sub>c</sub>	-0.00041
Last Calibration Date	14-Jul-14	$(H \times P_a / 1013.3 \times 298 / T_a)^{1/2}$ $= m_c \times Q_{std} + b_c$			
Next Calibration Date	14-Jul-15				

Calibration of TSP						
Calibration Point	Manometer Reading			Q <sub>std</sub> (m <sup>3</sup> / min.) X-axis	Continuous Flow Recorder, W (CFM)	IC (W(P <sub>a</sub> /1013.3x298/T <sub>a</sub> ) <sup>1/2</sup> /35.31) Y-axis
	(up)	(down)	(difference)			
1	5.9	5.9	11.8	1.7120	60	59.5528
2	4.7	4.7	9.4	1.5281	52	51.6124
3	3.6	3.6	7.2	1.3374	48	47.6422
4	2.2	2.2	4.4	1.0455	40	39.7019
5	1.4	1.4	2.8	0.8341	31	30.7689

By Linear Regression of Y on X

Slope, m = 30.9491 Intercept, b = 5.8879

Correlation Coefficient\* = 0.9938

Calibration Accepted = Yes/No\*\*

\* if Correlation Coefficient < 0.990, check and recalibration again.

\*\* Delete as appropriate.

Remarks : \_\_\_\_\_

Calibrated by : Henry Lau Checked by : Derek Lo  
 Date : 21-Oct-14 Date : 21-Oct-14



Lam Geotechnics Limited

**Calibration Data for High Volume Sampler (TSP Sampler)**

Location : ACL2a Calibration Date : 21-Oct-14  
 Equipment no. : EL111 Calibration Due Date : 21-Dec-14

**CALIBRATION OF CONTINUOUS FLOW RECORDER**

Ambient Condition			
Temperature, T <sub>a</sub>	303	Kelvin	Pressure, P <sub>a</sub>
			1015 mmHg

Orifice Transfer Standard Information					
Equipment No.	EL086	Slope, m <sub>c</sub>	1.99175	Intercept, b <sub>c</sub>	-0.00041
Last Calibration Date	14-Jul-14	$(H \times P_a / 1013.3 \times 298 / T_a)^{1/2}$ $= m_c \times Q_{std} + b_c$			
Next Calibration Date	14-Jul-15				

Calibration of TSP						
Calibration Point	Manometer Reading			Q <sub>std</sub> (m <sup>3</sup> / min.) X-axis	Continuous Flow Recorder, W (CFM)	IC (W(P <sub>a</sub> /1013.3x298/T <sub>a</sub> ) <sup>1/2</sup> /35.31) Y-axis
	(up)	(down)	(difference)			
1	6.4	6.4	12.8	1.7831	61	60.5453
2	5.1	5.1	10.2	1.5917	53	52.6050
3	3.9	3.9	7.8	1.3920	48	47.6422
4	2.5	2.5	5.0	1.1145	39	38.7093
5	1.5	1.5	3.0	0.8633	31	30.7689

By Linear Regression of Y on X

Slope, m = 31.6534 Intercept, b = 3.3560  
 Correlation Coefficient\* = 0.9982  
 Calibration Accepted = Yes/No\*\*

\* if Correlation Coefficient &lt; 0.990, check and recalibration again.

\*\* Delete as appropriate.

Remarks : \_\_\_\_\_

Calibrated by : Henry Lau Checked by : Pauline Wong  
 Date : 21-Oct-14 Date : 21-Oct-14



## CERTIFICATE OF CALIBRATION

Certificate No.: 14CA0303 02 Page 1 of 2

### Item tested

Description:	Sound Level Meter (Type 1)	Microphone
Manufacturer:	Larson Davis	-
Type/Model No.:	831	377B02
Serial/Equipment No.:	0003227	SNLW135892
Adaptors used:	-	-

### Item submitted by

Customer Name:	Lam Geotechnics Ltd.
Address of Customer:	-
Request No.:	-
Date of receipt:	03-Mar-2014

Date of test: 04-Mar-2014

### Reference equipment used in the calibration

Description:	Model:	Serial No.	Expiry Date:	Traceable to:
Multi function sound calibrator	B&K 4226	2288444	22-Jun-2014	CIGISMEC
Signal generator	DS 360	33873	15-Apr-2014	CEPREI
Signal generator	DS 360	61227	15-Apr-2014	CEPREI

### Ambient conditions

Temperature:	22 ± 1 °C
Relative humidity:	60 ± 10 %
Air pressure:	1000 ± 10 hPa

### Test specifications

- 1, The Sound Level Meter has been calibrated in accordance with the requirements as specified in BS 7580: Part 1: 1997 and the lab calibration procedure SMTP004-CA-152.
- 2, The electrical tests were performed using an electrical signal substituted for the microphone which was removed and replaced by an equivalent capacitance within a tolerance of ±20%.
- 3, The acoustic calibration was performed using an B&K 4226 sound calibrator and corrections was applied for the difference between the free-field and pressure responsiveness of the Sound Level Meter.


### Test results

This is to certify that the Sound Level Meter conforms to BS 7580: Part 1: 1997 for the conditions under which the test was performed.

Details of the performed measurements are presented on page 2 of this certificate.


Actual Measurement data are documented on worksheets.

Approved Signatory:

  
Huang Jian Yin/Feng Jun Qi

Date: 04-Mar-2014

Company Chop:



Comments: The results reported in this certificate refer to the condition of the instrument on the date of calibration and carry no implication regarding the long-term stability of the instrument.



## CERTIFICATE OF CALIBRATION

(Continuation Page)

Certificate No.: 14CA0303 02

Page 2 of 2

### 1, Electrical Tests

The electrical tests were performed using an equivalent capacitance substituted for the microphone. The results are given in below with test status and the estimated uncertainties. The "Pass" means the result of the test is inside the tolerances stated in the test specifications. The "-" means the result of test is outside these tolerances.

Test:	Subtest:	Status:	Expanded Uncertainty (dB)	Coverage Factor
Self-generated noise	A	Pass	0.3	
	C	Pass	0.8	2.1
	Lin	Pass	1.6	2.2
Linearity range for Leq	At reference range, Step 5 dB at 4 kHz	Pass	0.3	
	Reference SPL on all other ranges	Pass	0.3	
	2 dB below upper limit of each range	Pass	0.3	
	2 dB above lower limit of each range	Pass	0.3	
Linearity range for SPL	At reference range, Step 5 dB at 4 kHz	Pass	0.3	
	Frequency weightings			
Frequency weightings	A	Pass	0.3	
	C	Pass	0.3	
	Lin	Pass	0.3	
Time weightings	Single Burst Fast	Pass	0.3	
	Single Burst Slow	Pass	0.3	
Peak response	Single 100µs rectangular pulse	N/A	N/A	
R.M.S. accuracy	Crest factor of 3	Pass	0.3	
Time weighting I	Single burst 5 ms at 2000 Hz	Pass	0.3	
	Repeated at frequency of 100 Hz	Pass	0.3	
Time averaging	1 ms burst duty factor 1/10 <sup>3</sup> at 4kHz	Pass	0.3	
	1 ms burst duty factor 1/10 <sup>4</sup> at 4kHz	Pass	0.3	
Pulse range	Single burst 10 ms at 4 kHz	Pass	0.4	
Sound exposure level	Single burst 10 ms at 4 kHz	Pass	0.4	
Overload indication	SPL	Pass	0.3	
	Leq	Pass	0.4	

### 2, Acoustic tests

The complete sound level meter was calibrated on the reference range using a B&K 4226 acoustic calibrator with 1000Hz and SPL 94 dB. The sensitivity of the sound level meter was adjusted. The test result at 125 Hz and 8000 Hz are given in below with test status and the estimated uncertainties.

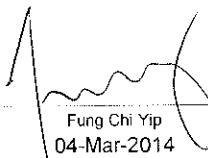
Test:	Subtest	Status	Expanded Uncertainty (dB)	Coverage Factor
Acoustic response	Weighting A at 125 Hz	Pass	0.3	
	Weighting A at 8000 Hz	Pass	0.5	

### 3, Response to associated sound calibrator

N/A


The expanded uncertainties have been calculated in accordance with the ISO Publication "Guide to the expression of uncertainty in measurement", and gives an interval estimated to have a level of confidence of 95%. A coverage factor of 2 is assumed unless explicitly stated.

Calibrated by:

  
Fung Chi Yip  
Date: 04-Mar-2014

- End -

Checked by:

  
Lam Tze Wai  
Date: 04-Mar-2014

The standard(s) and equipment used in the calibration are traceable to national or international recognised standards and are calibrated on a schedule to maintain the required accuracy level.



## CERTIFICATE OF CALIBRATION

Certificate No.: 14CA0529 01-02

Page: 1 of 2

### Item tested

Description: Acoustical Calibrator (Class 1)  
Manufacturer: Rion Co., Ltd.  
Type/Model No.: NC-73  
Serial/Equipment No.: 10465798  
Adaptors used: -

### Item submitted by

Customer: Lam Geotechnics Limited  
Address of Customer: -  
Request No.: -  
Date of receipt: 29-May-2014

Date of test: 30-May-2014

### Reference equipment used in the calibration

Description:	Model:	Serial No.	Expiry Date:	Traceable to:
Lab standard microphone	B&K 4180	2412857	13-May-2015	SCL
Preamplifier	B&K 2673	2239857	10-Apr-2015	CEPREI
Measuring amplifier	B&K 2610	2346941	08-Apr-2015	CEPREI
Signal generator	DS 360	61227	09-Apr-2015	CEPREI
Digital multi-meter	34401A	US36087050	17-Dec-2014	CEPREI
Audio analyzer	8903B	GB41300350	07-Apr-2015	CEPREI
Universal counter	53132A	MY40003662	11-Apr-2015	CEPREI

### Ambient conditions

Temperature:  $22 \pm 1$  °C  
Relative humidity:  $60 \pm 10$  %  
Air pressure:  $1000 \pm 10$  hPa

### Test specifications

- The Sound Calibrator has been calibrated in accordance with the requirements as specified in IEC 60942 1997 Annex B and the lab calibration procedure SMTP004-CA-156.
- The calibrator was tested with its axis vertical facing downwards at the specific frequency using insert voltage technique.
- The results are rounded to the nearest 0.01 dB and 0.1 Hz and have not been corrected for variations from a reference pressure of 1013.25 hectoPascals as the maker's information indicates that the instrument is insensitive to pressure changes.

### Test results

Details of the performed measurements are presented on **page 2** of this certificate.

Approved Signatory:

  
Huang Jian Min/Feng Jun Qi

Date: 30-May-2014

Company Chop:



Comments: The results reported in this certificate refer to the condition of the instrument on the date of calibration and carry no implication regarding the long-term stability of the instrument.





## CERTIFICATE OF CALIBRATION

(Continuation Page)

Certificate No.: 14CA0529 01-02 Page: 2 of 2

**1, Measured Sound Pressure Level**

The output Sound Pressure Level in the calibrator head was measured at the setting and frequency shown using a calibrated laboratory standard microphone and insert voltage technique. The results are given in below with the estimated uncertainties.

Frequency Shown Hz	Output Sound Pressure Level Setting dB	Measured Output Sound Pressure Level dB	(Output level in dB re 20 µPa)
			Estimated Expanded Uncertainty dB
1000	94.00	94.57	0.10

**2, Sound Pressure Level Stability - Short Term Fluctuations**

The Short Term Fluctuations was determined by measuring the maximum and minimum of the fast weighted DC output of the B&K 2610 measuring amplifier over a 20 second time interval as required in the standard. The Short Term Fluctuation was found to be:

**At 1000 Hz** **STF = 0.001 dB**  
 Estimated expanded uncertainty 0.005 dB

**3, Actual Output Frequency**

The determination of actual output frequency was made using a B&K 4180 microphone together with a B&K 2673 preamplifier connected to a B&K 2610 measuring amplifier. The AC output of the B&K 2610 was taken to an universal counter which was used to determine the frequency averaged over 20 second of operation as required by the standard. The actual output frequency at 1 KHz was:

**At 1000 Hz** **Actual Frequency = 965.6 Hz**  
 Estimated expanded uncertainty 0.1 Hz Coverage factor k = 2.2

**4, Total Noise and Distortion**

For the Total Noise and Distortion measurement, the unfiltered AC output of the B&K 2610 measuring amplifier was connected to an Agilent Type 8903 B distortion analyser. The TND result at 1 KHz was:

**At 1000 Hz** **TND = 0.9 %**  
 Estimated expanded uncertainty 0.7 %

The expanded uncertainties have been calculated in accordance with the ISO Publication "Guide to the expression of uncertainty in measurement", and gives an interval estimated to have a level of confidence of 95%. A coverage factor of 2 is assumed unless explicitly stated.

- End -

Calibrated by: Date: 30-May-2014	Checked by: Date: 30-May-2014
-------------------------------------	----------------------------------

The standard(s) and equipment used in the calibration are traceable to national or international recognised standards and are calibrated on a schedule to maintain the required accuracy level.

**REPORT OF EQUIPMENT PERFORMANCE CHECK / CALIBRATION****Information supplied by customer:**

**CONTACT:** DEREK LO **WORK ORDER:** HK1410260  
**CLIENT:** LAM GEOTECHNICS LIMITED  
**DATE RECEIVED:** 2014-08-28  
**DATE OF ISSUE:** 2014-09-04  
**ADDRESS:** 11/F, CENTRE POINT, 181-185, GLOUCESTER  
ROAD, WANCHAI, HONG KONG  
**PROJECT:** ---

**METHOD OF PERFORMANCE CHECK/ CALIBRATION:**

Ref: APHA22nd ed 2130B

**COMMENTS**

It is certified that the item under performance check/calibration has been calibrated/checked by corresponding calibrated equipment in the laboratory.

Maximum Tolerance and calibration frequency stated in the report, unless otherwise stated, the internal acceptance criteria of Pilot Testing Limited will be followed.

<b>Scope of Test:</b>	Turbidity
<b>Equipment Type:</b>	Turbidimeter
<b>Brand Name:</b>	Xin Rui
<b>Model No.:</b>	WGZ-3B
<b>Serial No.:</b>	1203010
<b>Equipment No.:</b>	---
<b>Date of Calibration:</b>	28-Aug-14

## Remarks:

This is the Final Report. Results apply to sample(s) as submitted. All pages of this report have been checked and approved for release.

Mr. Peter Lee  
Director

This report may not be reproduced except with prior written approval from Pilot Testing Limited.

Address: Room 1503, 15/F, Wayson Commercial House, 68-70 Lockhart Road, Wanchai, Hong Kong

Phone +852 2527 6691 | Email info@pilot-testing.com



**REPORT OF EQUIPMENT PERFORMANCE CHECK / CALIBRATION**

**WORK ORDER:** HK1410260  
**DATE OF ISSUE:** 2014-09-04  
**CLIENT:** LAM GEOTECHNICS LIMITED

<b>Equipment Type:</b>	Turbidimeter
<b>Brand Name:</b>	Xin Rui
<b>Model No.:</b>	WGZ-3B
<b>Serial No.:</b>	1203010
<b>Equipment No.:</b>	---
<b>Date of Calibration:</b>	28-Aug-14
<b>Date of next Calibration:</b>	28-Nov-14

**Parameters:****Turbidity**Method Ref: APHA 22<sup>nd</sup> ed. 2130B

Expected Reading (NTU)	Display Reading (NTU)	Tolerance (%)
0	0.00	---
4	4.21	5.3
10	9.62	-3.8
40	42.0	5.0
100	100	0.0
400	410	2.5
1000	997	-0.3
	Tolerance Limit ( $\pm\%$ )	10.0

Remark: "Displayed Reading" presents the figures shown on item under calibration/checking regardless of equipment precision or significant figures.

**REPORT OF EQUIPMENT PERFORMANCE CHECK / CALIBRATION****Information supplied by customer:**

**CONTACT:** DEREK LO **WORK ORDER:** HK1410310  
**CLIENT:** LAM GEOTECHNICS LIMITED  
**DATE RECEIVED:** 9/10/2014  
**DATE OF ISSUE:** 16/10/2014  
**ADDRESS:** 11/F, CENTRE POINT, 181-185, GLOUCESTER ROAD,  
WANCHAI, HONG KONG  
**PROJECT:** ---

**METHOD OF PERFORMANCE CHECK/ CALIBRATION:**

Ref: APHA22nd ed 2130B

**COMMENTS**

It is certified that the item under performance check/calibration has been calibrated/checked by corresponding calibrated equipment in the laboratory.

Maximum Tolerance and calibration frequency stated in the report, unless otherwise stated, the internal acceptance criteria of Pilot Testing Limited will be followed.

<b>Scope of Test:</b>	Turbidity
<b>Equipment Type:</b>	Turbidimeter
<b>Brand Name:</b>	Xin Rui
<b>Model No.:</b>	WGZ-3B
<b>Serial No.:</b>	1203008
<b>Equipment No.:</b>	---
<b>Date of Calibration:</b>	09-Oct-14

**Remarks:**

This is the Final Report. Results apply to sample(s) as submitted. All pages of this report have been checked and approved for release.

Mr. Peter Lee  
Director

This report may not be reproduced except with prior written approval from Pilot Testing Limited.

**REPORT OF EQUIPMENT PERFORMANCE CHECK / CALIBRATION**

**WORK ORDER:** HK1410310  
**DATE OF ISSUE:** 16/10/2014  
**CLIENT:** LAM GEOTECHNICS LIMITED

<b>Equipment Type:</b>	Turbidimeter
<b>Brand Name:</b>	Xin Rui
<b>Model No.:</b>	WGZ-3B
<b>Serial No.:</b>	1203008
<b>Equipment No.:</b>	---
<b>Date of Calibration:</b>	09-Oct-14
<b>Date of next Calibration:</b>	09-Jan-15

**Parameters:****Turbidity**Method Ref: APHA 22<sup>nd</sup> ed. 2130B

Expected Reading (NTU)	Display Reading (NTU)	Tolerance (%)
0	0.00	---
4	4.13	3.3
10	10.3	3.0
40	39.8	-0.5
100	101	1.0
400	380	-5.0
1000	980	-2.0
	Tolerance Limit ( $\pm\%$ )	10.0

Remark: "Displayed Reading" presents the figures shown on item under calibration/checking regardless of equipment precision or significant figures.

This report may not be reproduced except with prior written approval from Pilot Testing Limited.

Address: Room 1503, 15/F, Wayson Commercial House, 68-70 Lockhart Road, Wanchai, Hong Kong  
Phone +852 2527 6691 | Email info@pilot-testing.com



**REPORT OF EQUIPMENT PERFORMANCE CHECK / CALIBRATION**

**Information supplied by customer:**

**CONTACT:** DEREK LO **WORK ORDER:** HK1410311  
**CLIENT:** LAM GEOTECHNICS LIMITED  
**DATE RECEIVED:** 9/10/2014  
**DATE OF ISSUE:** 16/10/2014  
**ADDRESS:** 11/F, CENTRE POINT, 181-185, GLOUCESTER ROAD,  
WANCHAI, HONG KONG  
**PROJECT:** ---

**METHOD OF PERFORMANCE CHECK/ CALIBRATION:**

Ref: APHA22nd ed 2130B

**COMMENTS**

It is certified that the item under performance check/calibration has been calibrated/checked by corresponding calibrated equipment in the laboratory.

Maximum Tolerance and calibration frequency stated in the report, unless otherwise stated, the internal acceptance criteria of Pilot Testing Limited will be followed.

<b>Scope of Test:</b>	Turbidity
<b>Equipment Type:</b>	Turbidimeter
<b>Brand Name:</b>	Xin Rui
<b>Model No.:</b>	WGZ-3B
<b>Serial No.:</b>	1203015
<b>Equipment No.:</b>	---
<b>Date of Calibration:</b>	09-Oct-14

**Remarks:**

This is the Final Report. Results apply to sample(s) as submitted. All pages of this report have been checked and approved for release.

Mr. Peter Lee  
Director

This report may not be reproduced except with prior written approval from Pilot Testing Limited.



**REPORT OF EQUIPMENT PERFORMANCE CHECK / CALIBRATION**

**WORK ORDER:** HK1410311  
**DATE OF ISSUE:** 16/10/2014  
**CLIENT:** LAM GEOTECHNICS LIMITED

<b>Equipment Type:</b>	Turbidimeter
<b>Brand Name:</b>	Xin Rui
<b>Model No.:</b>	WGZ-3B
<b>Serial No.:</b>	1203015
<b>Equipment No.:</b>	---
<b>Date of Calibration:</b>	09-Oct-14
<b>Date of next Calibration:</b>	09-Jan-15

**Parameters:**  
**Turbidity**

Method Ref: APHA 22<sup>nd</sup> ed. 2130B

Expected Reading (NTU)	Display Reading (NTU)	Tolerance (%)
0	0.00	---
4	3.90	-2.5
10	10.2	2.0
40	39.3	-1.8
100	103	3.0
400	388	-3.0
1000	986	-1.4
	<b>Tolerance Limit (<math>\pm\%</math>)</b>	<b>10.0</b>

Remark: "Displayed Reading" presents the figures shown on item under calibration/checking regardless of equipment precision or significant figures.

This report may not be reproduced except with prior written approval from Pilot Testing Limited.

Address: Room 1503, 15/F, Wayson Commercial House, 68-70 Lockhart Road, Wanchai, Hong Kong  
Phone +852 2527 6691 | Email info@pilot-testing.com



ALS Technichem (HK) Pty Ltd  
11/F, Chung Shun Knitting Centre  
1-3 Wing Yip Street  
Kwai Chung, N.T., Hong Kong  
T: +852 2610 1044  
F: +852 2610 2021  
www.alsglobal.com

## REPORT OF EQUIPMENT PERFORMANCE CHECK/CALIBRATION

**CONTACT:** MR ALAN LI  
**CLIENT:** LAM GEOTECHNICS LIMITED  
**ADDRESS:** 11/F., CENTRE POINT,  
181-185 GLOUCESTER ROAD,  
WAN CHAI, HONG KONG  
**PROJECT:** --

**WORK ORDER:** HK1423982  
**LABORATORY:** HONG KONG  
**DATE RECEIVED:** 28/07/2014  
**DATE OF ISSUE:** 04/08/2014

### COMMENTS

The performance of the equipment stated in this report is checked with independent reference material and results compared against a calibrated secondary source.  
The "Tolerance Limit" quoted is the acceptance criteria applicable for similar equipment used by the ALS Hong Kong laboratory or quoted from relevant international standards.  
The "Next Calibration Date" is recommended according to best practice principals as practised by the ALS Hong Kong laboratory or quoted from relevant international standards.

**Scope of Test:** pH, Dissolved Oxygen, Salinity and Temperature  
**Description:** Multimeter  
**Brand Name:** YSI  
**Model No.:** Professional Plus  
**Serial No.:** 11F100597  
**Equipment No.:** --  
**Date of Calibration:** 4 August 2014

### NOTES

This is the Final Report and supersedes any preliminary report with this batch number.  
Results apply to sample(s) as submitted. All pages of this report have been checked and approved for release.

  
Mr. Fung Lim Chee, Richard  
General Manager  
Greater China & Hong Kong

# REPORT OF EQUIPMENT PERFORMANCE CHECK/CALIBRATION

**Work Order:** HK1423982  
**Date of Issue:** 04/08/2014  
**Client:** LAM GEOTECHNICS LIMITED



**Description:** Multimeter  
**Brand Name:** YSI  
**Model No.:** Professional Plus  
**Serial No.:** 11F100597  
**Equipment No.:** --  
**Date of Calibration:** 4 August 2014

**Date of next Calibration:** 4 November 2014

**Parameters:**

**Dissolved Oxygen** Method Ref: APHA (21st edition), 4500O: G

Expected Reading (mg/L)	Displayed Reading (mg/L)	Tolerance (mg/L)
3.71	3.79	+0.08
5.55	5.65	+0.10
7.40	7.52	+0.12
Tolerance Limit (mg/L)		±0.20

**pH Value**

Method Ref: APHA (21st edition), 4500H:B

Expected Reading (pH Unit)	Displayed Reading (pH Unit)	Tolerance (pH unit)
4.0	4.04	+0.04
7.0	6.90	-0.10
10.0	9.97	-0.03
Tolerance Limit (pH Unit)		±0.20

**Salinity**

Method Ref: APHA (21st edition), 2520B

Expected Reading (g/L)	Displayed Reading (g/L)	Tolerance (%)
0	0.0	--
10	10.07	+0.7
20	20.72	+3.6
30	30.87	+2.9
Tolerance Limit (%)		±10.0

**Temperature**

Method Ref: Section 6 of International Accreditation New Zealand Technical

Guide No. 3 Second edition March 2008: Working Thermometer Calibration Procedure.

Reading of Ref. thermometer (°C)	Displayed Reading (°C)	Tolerance (°C)
12.0	11.9	-0.1
22.5	22.5	0.0
33.5	33.0	-0.5
Tolerance Limit (°C)		±2.0

Remark: "Displayed Reading" presents the figures shown on item under calibration / checking regardless of equipment precision or significant figures.

Mr. Fung Lim Chee, Richard  
 General Manager -  
 Greater China & Hong Kong





ALS Technichem (HK) Pty Ltd  
11/F, Chung Shun Knitting Centre  
1-3 Wing Yip Street  
Kwai Chung, N.T., Hong Kong  
T: +852 2610 1044  
F: +852 2610 2021  
www.alsglobal.com

## REPORT OF EQUIPMENT PERFORMANCE CHECK / CALIBRATION

**CONTACT:** MR ALAN LI  
**CLIENT:** LAM GEOTECHNICS LIMITED  
**ADDRESS:** 11/F., CENTRE POINT,  
181-185 GLOUCESTER ROAD,  
WAN CHAI, HONG KONG

**WORK ORDER:** HK1436509  
**LABORATORY:** HONG KONG  
**DATE RECEIVED:** 10/11/2014  
**DATE OF ISSUE:** 17/11/2014

### COMMENTS

The performance of the equipment stated in this report is checked with independent reference material and results compared against a calibrated secondary source.  
The "Tolerance Limit" quoted is the acceptance criteria applicable for similar equipment used by the ALS Hong Kong laboratory or quoted from relevant international standards.  
The "Next Calibration Date" is recommended according to best practice principals as practised by the ALS Hong Kong laboratory or quoted from relevant international standards.

Scope of Test: Dissolved Oxygen, pH, Salinity and Temperature  
Equipment Type: Multifunctional Meter  
Brand Name: YSI  
Model No.: Professional Plus  
Serial No.: 11F100597  
Equipment No.: --  
Date of Calibration: 17 November, 2014

### NOTES

This is the Final Report and supersedes any preliminary report with this batch number.  
Results apply to sample(s) as submitted. All pages of this report have been checked and approved for release.

  
Mr. Fung Lim Chee, Richard  
General Manager -  
Greater China & Hong Kong



# REPORT OF EQUIPMENT PERFORMANCE CHECK/CALIBRATION

**Work Order:** HK1436509  
**Date of Issue:** 17/11/2014  
**Client:** LAM GEOTECHNICS LIMITED



**Equipment Type:** Multifunctional Meter  
**Brand Name:** YSI  
**Model No.:** Professional Plus  
**Serial No.:** 11F100597  
**Equipment No.:** --  
**Date of Calibration:** 17 November, 2014

**Date of next Calibration:** 17 February, 2015

**Parameters:**

**Dissolved Oxygen**

**Method Ref: APHA (21st edition), 4500O: G**

Expected Reading (mg/L)	Displayed Reading (mg/L)	Tolerance (mg/L)
3.60	3.57	-0.03
6.24	6.20	-0.04
8.06	8.03	-0.03
Tolerance Limit (mg/L)		±0.20

**pH Value**

**Method Ref: APHA (21st edition), 4500H:B**

Expected Reading (pH Unit)	Displayed Reading (pH Unit)	Tolerance (pH unit)
4.0	4.09	+0.09
7.0	7.19	+0.19
10.0	10.02	+0.02
Tolerance Limit (pH unit)		±0.20

**Salinity**

**Method Ref: APHA (21st edition), 2520B**

Expected Reading (ppt)	Displayed Reading (ppt)	Tolerance (%)
0	0.00	--
10	9.57	-4.3
20	19.70	-1.5
30	29.86	-0.5
Tolerance Limit (%)		±10.0

**Temperature**

**Method Ref: Section 6 of International Accreditation New Zealand Technical Guide No. 3 Second edition March 2008: Working Thermometer Calibration Procedure.**

Expected Reading (°C)	Displayed Reading (°C)	Tolerance (°C)
11.0	11.4	+0.4
21.5	21.9	+0.4
38.0	38.3	+0.3
Tolerance Limit (°C)		±2.0

Remark: "Displayed Reading" presents the figures shown on item under calibration / checking regardless of equipment precision or significant figures.

  
 Mr. Fung Lim Chee, Richard  
 General Manager  
 Greater China & Hong Kong



ALS Technichem (HK) Pty Ltd  
11/F, Chung Shun Knitting Centre  
1-3 Wing Yip Street  
Kwai Chung, N.T., Hong Kong  
T: +852 2610 1044  
F: +852 2610 2021  
www.alsglobal.com

## REPORT OF EQUIPMENT PERFORMANCE CHECK/CALIBRATION

**CONTACT:** MR ALAN LI  
**CLIENT:** LAM GEOTECHNICS LIMITED  
**ADDRESS:** 11/F., CENTRE POINT,  
181-185 GLOUCESTER ROAD,  
WAN CHAI, HONG KONG  
**PROJECT:** --

**WORK ORDER:** HK1423939  
**LABORATORY:** HONG KONG  
**DATE RECEIVED:** 25/07/2014  
**DATE OF ISSUE:** 31/07/2014

### COMMENTS

The performance of the equipment stated in this report is checked with independent reference material and results compared against a calibrated secondary source.  
The "Tolerance Limit" quoted is the acceptance criteria applicable for similar equipment used by the ALS Hong Kong laboratory or quoted from relevant international standards.  
The "Next Calibration Date" is recommended according to best practice principals as practised by the ALS Hong Kong laboratory or quoted from relevant international standards.

Scope of Test: Dissolved Oxygen, pH, Salinity and Temperature  
Equipment Type: YSI SONDE  
Brand Name: YSI  
Model No.: YSI Professional plus  
Serial No.: 14E 100105  
Equipment No.: --  
Date of Calibration: 29 July, 2014

### NOTES

This is the Final Report and supersedes any preliminary report with this batch number.  
Results apply to sample(s) as submitted. All pages of this report have been checked and approved for release.

  
Mr. Fung Lim Chee, Richard  
General Manager -  
Greater China & Hong Kong

# REPORT OF EQUIPMENT PERFORMANCE CHECK/CALIBRATION

Work Order: HK1423939  
 Date of Issue: 31/07/2014  
 Client: LAM GEOTECHNICS LIMITED



Equipment Type: YSI SONDE  
 Brand Name: YSI  
 Model No.: YSI Professional plus  
 Serial No.: 14E 100105  
 Equipment No.: --  
 Date of Calibration: 29 July, 2014

Date of next Calibration: 29 October, 2014

## Parameters:

### Dissolved Oxygen

Method Ref: APHA (21st edition), 4500O: G

Expected Reading (mg/L)	Displayed Reading (mg/L)	Tolerance (mg/L)
3.60	3.45	-0.15
5.55	5.64	+0.09
7.31	7.26	-0.05
Tolerance Limit ( $\pm$ mg/L)		0.20

### pH Value

Method Ref: APHA (21st edition), 4500H:B

Expected Reading (pH Unit)	Displayed Reading (pH Unit)	Tolerance (pH unit)
4.0	4.00	0.00
7.0	7.03	+0.03
10.0	9.99	-0.01
Tolerance Limit ( $\pm$ pH unit)		0.20

### Salinity

Method Ref: APHA (21st edition), 2520B

Expected Reading (ppt)	Displayed Reading (ppt)	Tolerance (%)
0	0.00	--
10	9.25	-7.5
20	18.83	-5.9
30	28.03	-6.6
Tolerance Limit ( $\pm$ %)		10.0

### Temperature

Method Ref: Section 6 of International Accreditation New Zealand Technical

Guide No. 3 Second edition March 2008: Working Thermometer Calibration Procedure.

Expected Reading ( $^{\circ}$ C)	Displayed Reading ( $^{\circ}$ C)	Tolerance ( $^{\circ}$ C)
10.5	11.0	+0.5
22.5	22.6	+0.1
33.5	33.6	+0.1
Tolerance Limit ( $\pm$ $^{\circ}$ C)		2.0

Remark: "Displayed Reading" presents the figures shown on item under calibration / checking regardless of equipment precision or significant figures.

  
 Mr. Fung Lim Chee, Richard  
 General Manager -  
 Greater China & Hong Kong





ALS Technichem (HK) Pty Ltd  
11/F, Chung Shun Knitting Centre  
1-3 Wing Yip Street  
Kwai Chung, N.T., Hong Kong  
T: +852 2610 1044  
F: +852 2610 2021  
www.alsglobal.com

## REPORT OF EQUIPMENT PERFORMANCE CHECK / CALIBRATION

**CONTACT:** MR ALAN LI  
**CLIENT:** LAM GEOTECHNICS LIMITED  
**ADDRESS:** 11/F., CENTRE POINT,  
181-185 GLOUCESTER ROAD,  
WAN CHAI, HONG KONG

**WORK ORDER:** HK1435131  
**AMENDMENT NO.:** 1  
**LABORATORY:** HONG KONG  
**DATE RECEIVED:** 29/10/2014  
**DATE OF ISSUE:** 08/12/2014

### COMMENTS

The performance of the equipment stated in this report is checked with independent reference material and results compared against a calibrated secondary source.

The "Tolerance Limit" quoted is the acceptance criteria applicable for similar equipment used by the ALS Hong Kong laboratory or quoted from relevant international standards.

The "Next Calibration Date" is recommended according to best practice principals as practised by the ALS Hong Kong laboratory or quoted from relevant international standards.

Scope of Test: Dissolved Oxygen, pH, Salinity and Temperature  
Equipment Type: Multifunctional Meter  
Brand Name: YSI  
Model No.: Professional Plus  
Serial No.: 14E100105  
Equipment No.: --  
Date of Calibration: 31 October, 2014

### NOTES

This is the Final Report and supersedes any preliminary report with this batch number.  
Results apply to sample(s) as submitted. All pages of this report have been checked and approved for release.

  
Mr. Fung Lim Chee, Richard  
General Manager -  
Greater China & Hong Kong



# REPORT OF EQUIPMENT PERFORMANCE CHECK / CALIBRATION

**Work Order:** HK1435131  
**Amendment No.:** 1  
**Date of Issue:** 08/12/2014  
**Client:** LAM GEOTECHNICS LIMITED



**Equipment Type:** Multifunctional Meter  
**Brand Name:** YSI  
**Model No.:** Professional Plus  
**Serial No.:** 14E100105  
**Equipment No.:** --  
**Date of Calibration:** 31 October, 2014      **Date of next Calibration:** 31 January, 2015

**Parameters:**

**Dissolved Oxygen**

**Method Ref: APHA (21st edition), 4500O: G**

Expected Reading (mg/L)	Displayed Reading (mg/L)	Tolerance (mg/L)
2.46	2.58	+0.12
5.04	4.91	-0.13
8.02	7.92	-0.10
Tolerance Limit (mg/L)		±0.20

**pH Value**

**Method Ref: APHA (21st edition), 4500H:B**

Expected Reading (pH Unit)	Displayed Reading (pH Unit)	Tolerance (pH unit)
4.0	3.98	-0.02
7.0	6.98	-0.02
10.0	10.05	+0.05
Tolerance Limit (pH unit)		±0.20

**Salinity**

**Method Ref: APHA (21st edition), 2520B**

Expected Reading (ppt)	Displayed Reading (ppt)	Tolerance (%)
0	0.00	--
10	9.58	-4.2
20	19.48	-2.6
30	30.32	+1.1
Tolerance Limit (%)		±10.0

**Temperature**

**Method Ref: Section 6 of International Accreditation New Zealand Technical Guide No. 3 Second edition March 2008: Working Thermometer Calibration Procedure.**

Expected Reading (°C)	Displayed Reading (°C)	Tolerance (°C)
13.4	13.7	+0.3
23.8	24.0	+0.2
33.8	33.6	-0.2
Tolerance Limit (°C)		±2.0

Remark: "Displayed Reading" presents the figures shown on item under calibration / checking regardless of equipment precision or significant figures.

  
 Mr. Fung Lim Chee, Richard  
 General Manager -  
 Greater China & Hong Kong



## EQUIPMENT PERFORMANCE CHECK / CALIBRATION REPORT

**Report No.** : HK1410306  
**Project Name** : EQUIPMENT PERFORMANCE CHECK/CALIBRATION REPORT  
**Date of Issue** : 16/10/2014  
  
**Customer** : LAM GEOTECHNICS LIMITED  
**Address** : 11/F., CENTRE POINT, 181-185 GLOUCESTER ROAD, WAN CHAI, HONG KONG

---

**Calibration Job No.** : HK1410306  
**Test Item No.** : HK1410306-01  
**Test Item Details**  
**Test Item Description** : Multifunctional Meter  
**Manufacturer** : YSI  
**Model No.** : YSI 600XL  
**Serial No.** : 05C1607  
**Test Item Receipt Date** : 13-Oct-14  
**Test Period** : 14/10/2014 - 15/10/2014

---

- Notes :
1. This report shall not be reproduced, except in full, without prior approval from Pilot Testing Limited.
  2. Results relate to item(s) as received.
  3.  $\pm$  indicates the tolerance limit
  4. N/A = Not applicable
  5. APHA - American Public Health Association, American Water Works Association and Water Environment Federation, Standard Methods for the Examination of Water and Wastewater, APHA-AWWA-WEF. USA
  6. DO, salinity, pH and temperature performance check was subcontracted to FT Laboratories Ltd.

Approved Signatory

\_\_\_\_\_  
 Peter Lee  
 (Director)

Issue Date:

16/10/2014


**REPORT OF EQUIPMENT PERFORMANCE CHECK**

**WORK ORDER:** HK1410306  
**DATE OF ISSUE:** 16/10/2014  
**CLIENT:** LAM GEOTECHNICS LIMITED

<b>Equipment Type</b>	Multifunctional Meter
<b>Manufacturer</b>	YSI
<b>Model No.</b>	YSI 600XL
<b>Serial No.</b>	05C1607
<b>Date of Calibration</b>	14-Oct-14
<b>Date of next Calibration</b>	14-Jan-15

**Parameters:**
**Temperature (Method Ref: APHA 19e 2550B)**

Reference Reading (°C)	Temperature corrected of Thermometer (°C)	Display Reading (°C)	Deviation (°C)
10.21	10.37	10.33	-0.04
19.97	20.13	20.12	-0.01
30.02	30.18	30.16	-0.02
Tolerance Limit			±0.50

**pH Value (Method Ref: APHA 19e 4500-H, B)**

Expected Reading (pH unit)	pH unit of buffer at 20 °C (pH unit)	Display Reading at 20 °C (pH unit)	Deviation (pH unit)
6.0	6.01	5.89	-0.12
9.0	9.02	8.85	-0.17
Tolerance Limit			±0.20

**Conductivity (Method Ref: APHA 19e 2520B)**

KCl concentration (mol/L)	Standard conductivity (ms/cm) at 25°C	Reading of SpCond (ms/cm)	Deviation (%)
0.0000	0.00	0.00	--
0.1000	12.89	12.82	-0.54
0.2000	24.8	24.78	-0.08
0.5000	58.67	58.43	-0.41
Tolerance Limit			±2.0

**Dissolved Oxygen (DO) (Method Ref: (APHA 19e 4500-O, C)**

DO of water sample (mg/L)	DO reading od DO probe (mg/L)	Deviation (mg/L)
4.15	3.98	-0.17
6.24	6.14	-0.10
8.16	8.15	-0.01
Tolerance Limit		±0.20

- Remarks:
- (1) Maxium tolerance ans calibration frequency stated in the reprot, unless otherwisestated, the internal acceptance criteria of Pilot Testing Limited will be followed.
  - (2) Displayed reading presents the figures shown on item under calibration/checking regardless of equipment precision or significant figures.
  - (3) Because of high sensitivity and ease of measurement, the conductivity method (according to APHA 19e 2510) is used to determine salinity.

- End of Report -